

Beyond Joins and Indexes

BRUCE MOMJIAN



As a follow up to the presentation, *[Explaining the Postgres Query Optimizer](#)*, this talk shows the non-join and non-index operations that the optimizer can choose.

<https://momjian.us/presentations>



Creative Commons Attribution License

Last updated: March 2023

Explaining the Postgres Query Optimizer

My previous talk, *Explaining the Postgres Query Optimizer*, covered:

- Query optimization basics
- Optimizer statistics
- Join methods
- Scan methods, including indexes
- Limit

This Presentation Covers Everything Else

1. Result
2. Values Scan
3. Function Scan
4. Incremental Sort
5. Unique
6. Append
7. Merge Append
8. Subquery Scan
9. HashSetOp
10. SetOp
11. Materialize
12. Memoize
13. Group
14. Aggregate
15. GroupAggregate
16. HashAggregate
17. MixedAggregate
18. WindowAgg
19. Parallel Seq Scan
20. Partial Aggregate
21. Gather
22. Finalize Aggregate
23. Gather Merge
24. Parallel Append
25. Parallel Hash
26. Parallel Hash Join
27. CTE Scan
28. WorkTable Scan
29. Recursive Union
30. ProjectSet
31. LockRows
32. Sample Scan
33. Table Function Scan
34. Foreign Scan
35. Tid Scan
36. Insert
37. Update
38. Delete
39. Merge
40. Semi Join
41. Anti Join
42. SubPlan
43. Others

Controls

My previous talk covered:

- `enable_seqscan`
- `enable_bitmapscan`
- `enable_indexscan`
- `enable_indexonlyscan`
- `enable_nestloop`
- `enable_hashjoin`
- `enable_mergejoin`
- `enable_sort`

This talk will cover:

- `enable_incremental_sort`
- `enable_material`

- `enable_memoize`
- `enable_hashagg`
- `enable_gathermerge`
- `enable_parallel_append`
- `enable_parallel_hash`
- `enable_tidscan`

Not covered:*

- `enable_async_append`
- `enable_partition_pruning`
- `enable_partitionwise_join`
- `enable_partitionwise_aggregate`

<https://www.postgresql.org/docs/current/runtime-config-query.html>

* <https://momjian.us/main/writings/pgsql/partitioning.pdf>

1. Result

```
-- This disables EXPLAIN cost output  
\set EXPLAIN 'EXPLAIN (COSTS OFF)'
```

```
:EXPLAIN SELECT 1;  
QUERY PLAN
```

```
-----
```

Result

All the queries used in this presentation are available at <https://momjian.us/main/writings/pgsql/beyond.sql>.

2. Values Scan

```
:EXPLAIN VALUES (1), (2);  
      QUERY PLAN
```

```
-----  
Values Scan on "*VALUES*"
```

Causes are in blue, optimizer choices are in red.

3. Function Scan

```
:EXPLAIN SELECT * FROM generate_series(1,4);  
      QUERY PLAN
```

```
-----  
Function Scan on generate_series
```

4. Incremental Sort

```
CREATE TABLE large (x) AS SELECT generate_series(1, 1000000);  
ANALYZE large;  
CREATE INDEX i_large ON large (x);
```

```
ALTER TABLE large ADD COLUMN y INTEGER;
```

```
:EXPLAIN SELECT * FROM large ORDER BY x,y;  
          QUERY PLAN
```

Incremental Sort

Sort Key: x, y

Presorted Key: x

-> Index Scan using i_large on large

Incremental Sort

3	6
3	3
3	2
3	4
3	12
3	5
4	8
4	6
4	11
4	3

Incremental
Sort



3	2
3	3
3	4
3	5
3	6
3	12
4	3
4	6
4	8
4	11

5. Unique, First Example

```
:EXPLAIN SELECT DISTINCT * FROM generate_series(1, 10) ORDER BY 1;  
          QUERY PLAN
```

Unique

-> Sort

Sort Key: generate_series

-> Function Scan on generate_series

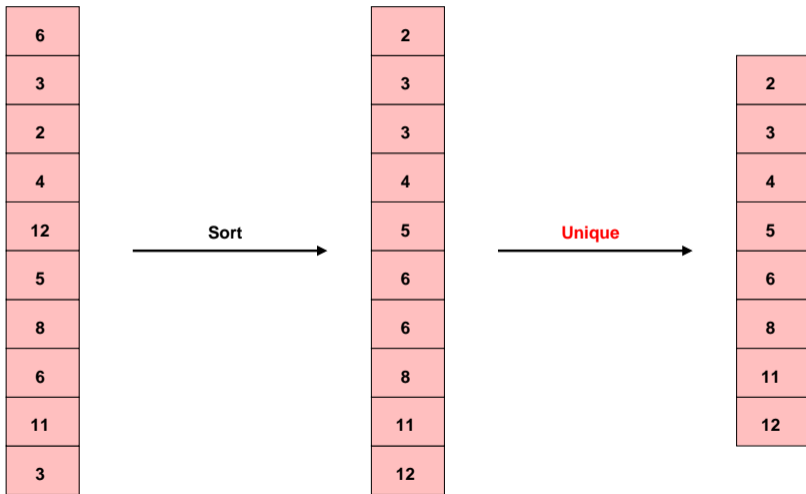
Unique, Second Example

```
-- not UNION ALL  
:EXPLAIN SELECT 1 UNION SELECT 2;  
      QUERY PLAN
```

Unique

```
-> Sort  
    Sort Key: (1)  
    -> Append  
        -> Result  
        -> Result
```

Unique



6. Append

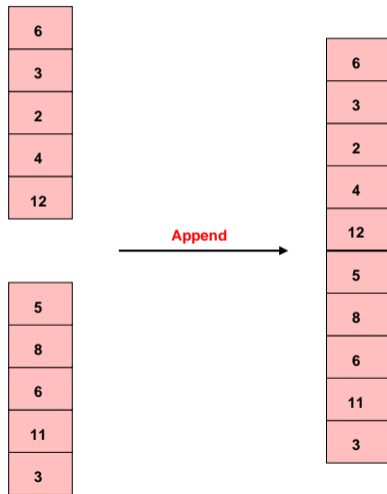
```
:EXPLAIN SELECT 1 UNION ALL SELECT 2;  
QUERY PLAN
```

```
-----
```

Append

- > Result
- > Result

Append



7. Merge Append

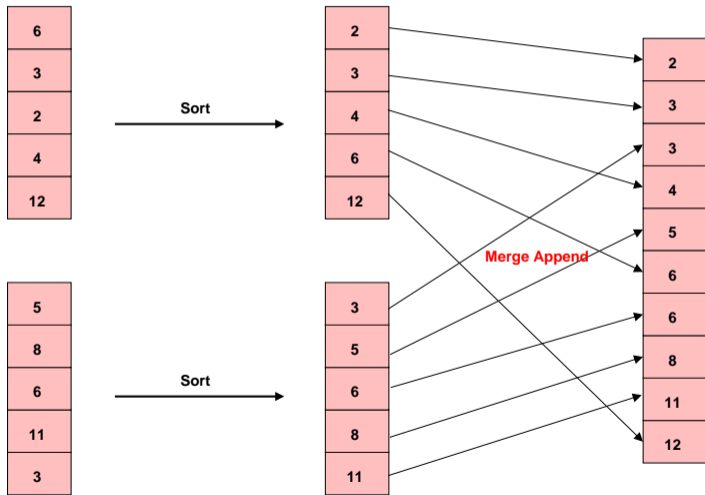
```
:EXPLAIN (VALUES (1), (2) ORDER BY 1)
UNION ALL
      (VALUES (3), (4) ORDER BY 1)
ORDER BY 1;
```

QUERY PLAN

Merge Append

```
Sort Key: "*VALUES*".column1
-> Sort
    Sort Key: "*VALUES*".column1
    -> Values Scan on "*VALUES*"
-> Sort
    Sort Key: "*VALUES*_1".column1
    -> Values Scan on "*VALUES*_1"
```

Merge Append



8, 9. Subquery Scan, HashSetOp

```
CREATE TABLE small (x) AS  
SELECT generate_series(1, 1000);  
ANALYZE small;
```

```
:EXPLAIN SELECT * FROM small EXCEPT SELECT * FROM small;  
QUERY PLAN
```

HashSetOp Except

-> Append

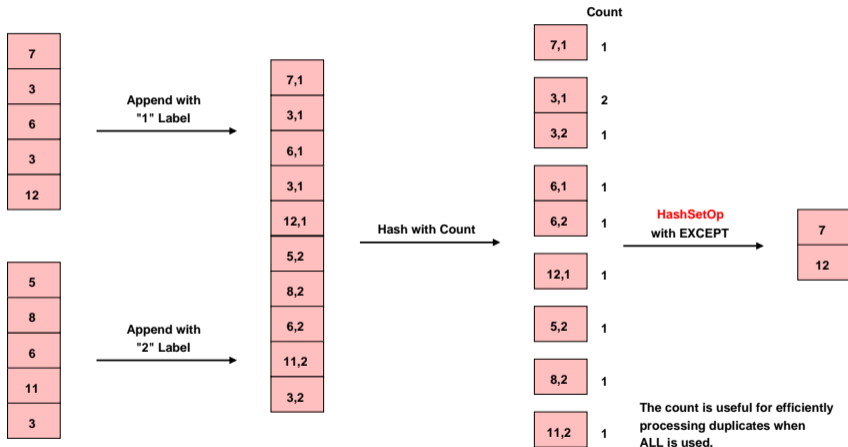
-> Subquery Scan on "*SELECT* 1"

-> Seq Scan on small

-> Subquery Scan on "*SELECT* 2"

-> Seq Scan on small small_1

HashSetOp



Logically UNION, EXCEPT, and INTERSECT without ALL remove duplicates in joined queries and results. For example. the query VALUES (1), (1), (2), (2) EXCEPT VALUES (1) returning 2 shows joined query removal, while UNION shows result removal.

10. SetOp

-- table has to be too large to hash

```
:EXPLAIN SELECT * FROM large INTERSECT SELECT * FROM large;  
QUERY PLAN
```

SetOp Intersect

-> Sort

Sort Key: "*SELECT* 1".x, "*SELECT* 1".y

-> Append

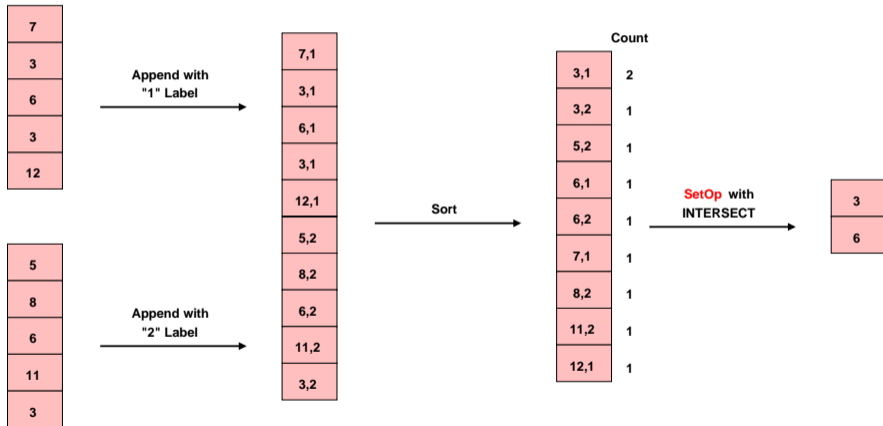
-> Subquery Scan on "*SELECT* 1"

-> Seq Scan on large

-> Subquery Scan on "*SELECT* 2"

-> Seq Scan on large large_1

SetOp



11. Materialize

```
:EXPLAIN SELECT * FROM small s1, small s2 WHERE s1.x != s2.x;  
      QUERY PLAN
```

Nested Loop

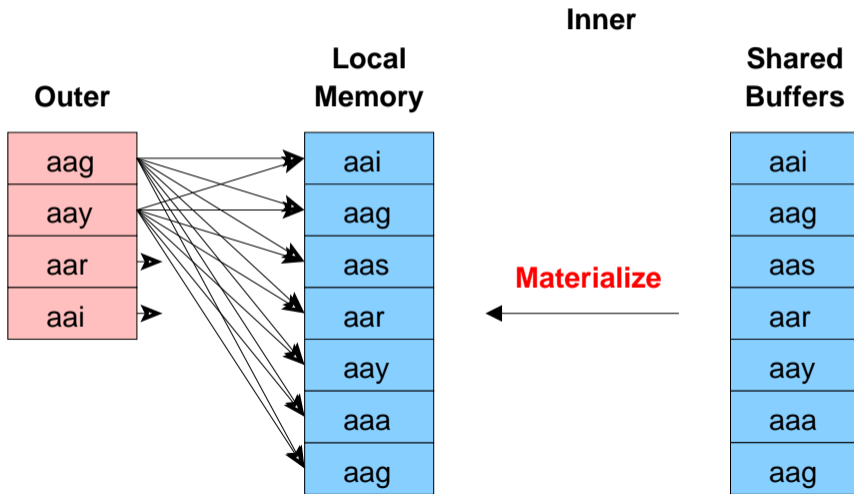
Join Filter: (s1.x <> s2.x)

-> Seq Scan on small s1

-> **Materialize**

 -> Seq Scan on small s2

Materialize



12. Memoize, Setup

-- needs duplicates and too small for a hash join

```
CREATE TABLE small_with_dups (x) AS  
SELECT generate_series(1, 1000)  
FROM generate_series(1, 10);
```

-- unique and too big for a hash join

```
CREATE TABLE medium (x) AS  
SELECT generate_series(1, 100000);
```

-- index required for this memoize example

```
CREATE INDEX i_medium ON medium (x);  
ANALYZE;
```

Memoize

```
:EXPLAIN SELECT * FROM small_with_dups JOIN medium USING (x);  
QUERY PLAN
```

Nested Loop

-> Seq Scan on small_with_dups

-> **Memoize**

Cache Key: small_with_dups.x

Cache Mode: logical

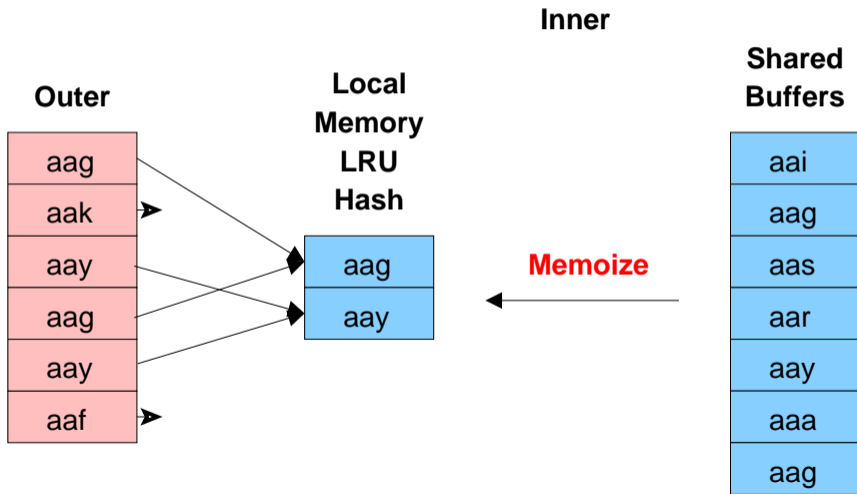
-> Index Only Scan using i_medium on medium

Index Cond: (x = small_with_dups.x)

Only happens in nested loops; supported in Postgres 14 and later.

https://blog.jooq.org/postgresql-14s-enable_memoize-for-improved-performance-of-nested-loop-joins/

Memoize



13. Group, First Example

```
-- must be small enough not to trigger HashAggregate  
:EXPLAIN SELECT x FROM large WHERE x < 0 GROUP BY x;  
      QUERY PLAN
```

Group

Group Key: x

-> Index Only Scan using i_large on large
 Index Cond: (x < 0)

Group, Second Example

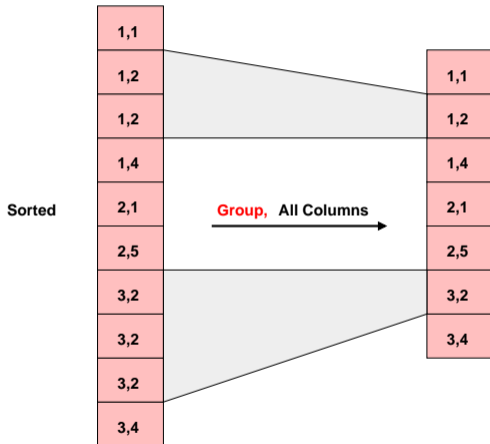
```
:EXPLAIN SELECT x FROM large GROUP BY x ORDER BY x;  
QUERY PLAN
```

Group

Group Key: x

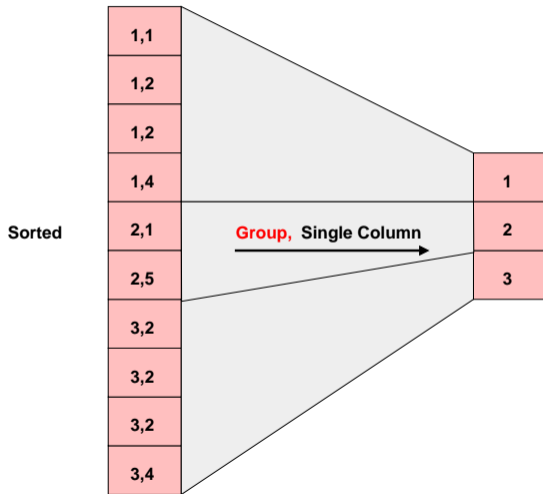
-> Index Only Scan using i_large on large

Group, All Columns



GROUP BY without aggregates is similar to **SELECT DISTINCT**, except duplicate detection can consider more columns than those selected for output.

Group, Single Columns



14. Aggregate

```
:EXPLAIN SELECT COUNT(*) FROM medium;  
          QUERY PLAN
```

Aggregate

-> Seq Scan on medium

15. GroupAggregate

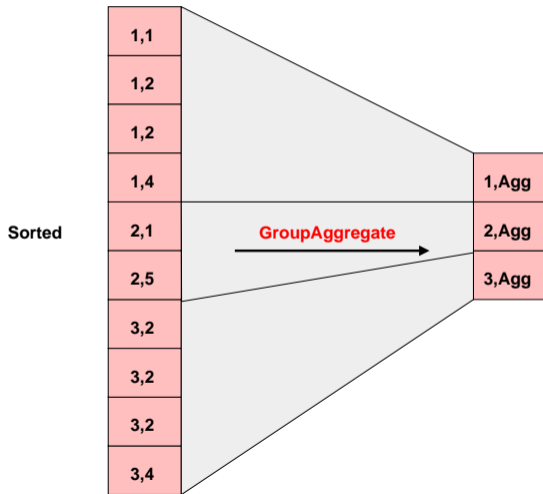
```
:EXPLAIN SELECT x, COUNT(*) FROM medium GROUP BY x ORDER BY x;  
QUERY PLAN
```

GroupAggregate

Group Key: x

-> Index Only Scan using i_medium on medium

GroupAggregate



16. HashAggregate

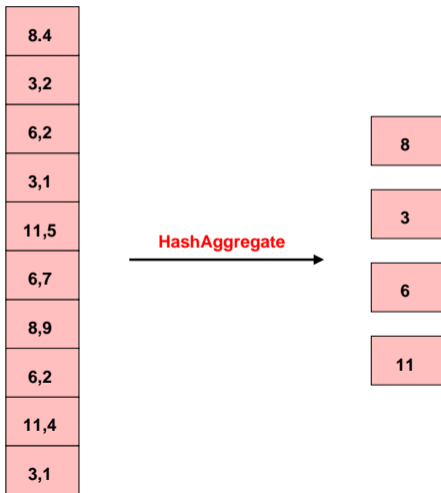
```
:EXPLAIN SELECT DISTINCT x FROM medium;  
      QUERY PLAN
```

HashAggregate

Group Key: x

-> Seq Scan on medium

HashAggregate



17. MixedAggregate

```
:EXPLAIN SELECT x FROM medium GROUP BY ROLLUP(x);  
QUERY PLAN
```

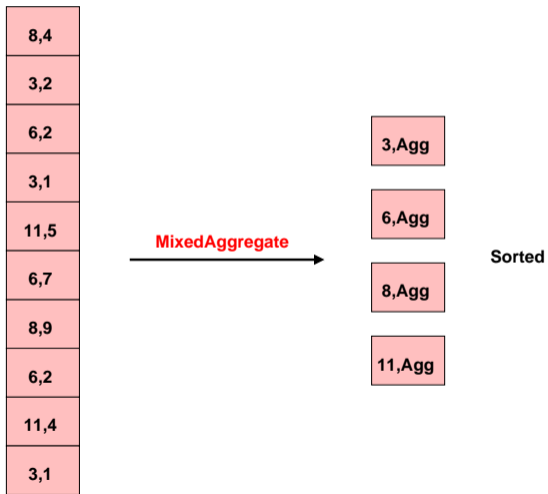
MixedAggregate

Hash Key: x

Group Key: ()

-> Seq Scan on medium

MixedAggregate



18. WindowAgg

```
:EXPLAIN SELECT x, SUM(x) OVER ()  
FROM generate_series(1, 10) AS f(x);  
QUERY PLAN
```

WindowAgg

-> Function Scan on generate_series f

WindowAgg

Sorted

1,1		1,1,Agg
1,2		1,2,Agg
1,2		1,2,Agg
1,4		1,4,Agg
2,1	WindowAgg →	2,1,Agg
2,5		2,5,Agg
3,2		3,2,Agg
3,2		3,2,Agg
3,2		3,2,Agg
3,4		3,4,Agg

Window functions allow aggregates across rows while the individual rows remain.

19-22. Parallel Seq Scan, Partial Aggregate, Gather, Finalize Aggregate

```
:EXPLAIN SELECT SUM(x) FROM large;  
                QUERY PLAN
```

Finalize Aggregate

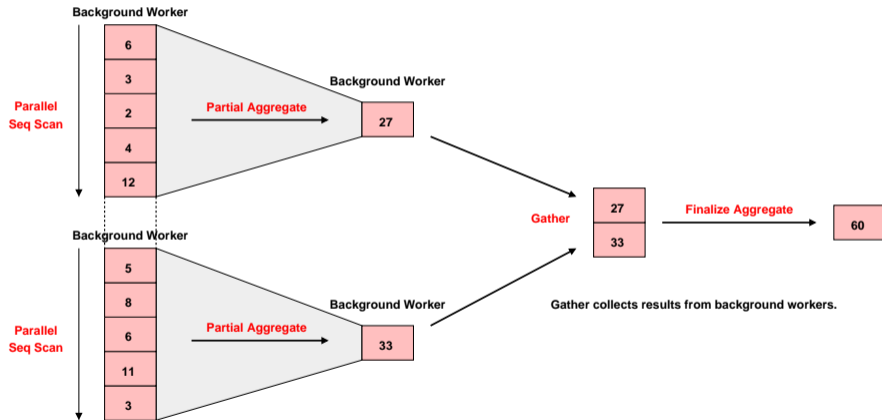
-> Gather

Workers Planned: 2

-> Partial Aggregate

-> Parallel Seq Scan on large

Parallel Seq Scan, Partial Aggregate, Gather, Finalize Aggregate



Parallel Seq Scan uses background workers to scan different parts of a table in parallel.

23. Gather Merge

```
CREATE TABLE huge (x) AS SELECT generate_series(1, 100000000);  
ANALYZE huge;
```

```
:EXPLAIN SELECT * FROM huge ORDER BY 1;  
QUERY PLAN
```

Gather Merge

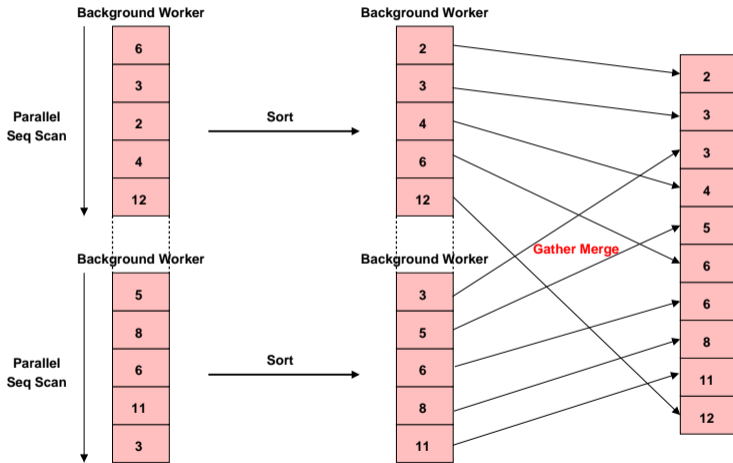
Workers Planned: 2

-> Sort

Sort Key: x

-> Parallel Seq Scan on huge

Gather Merge



Gather Merge collects ordered results from background workers, retaining their ordering.

24. Parallel Append

```
:EXPLAIN SELECT * FROM huge UNION ALL SELECT * FROM huge ORDER BY 1;  
      QUERY PLAN
```

Gather Merge

Workers Planned: 2

-> Sort

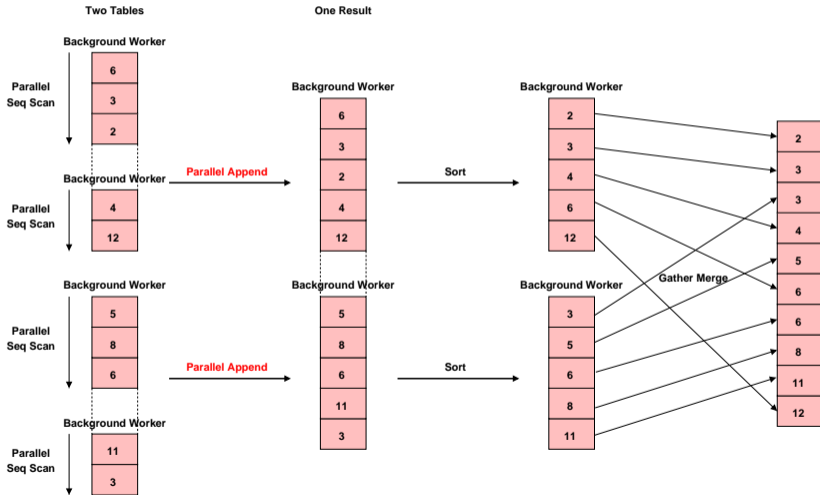
Sort Key: huge.x

-> Parallel Append

-> Parallel Seq Scan on huge

-> Parallel Seq Scan on huge huge_1

Parallel Append



25, 26. Parallel Hash, Parallel Hash Join

```
:EXPLAIN SELECT * FROM huge h1 JOIN huge h2 USING (x);  
      QUERY PLAN
```

Gather

Workers Planned: 2

-> Parallel Hash Join

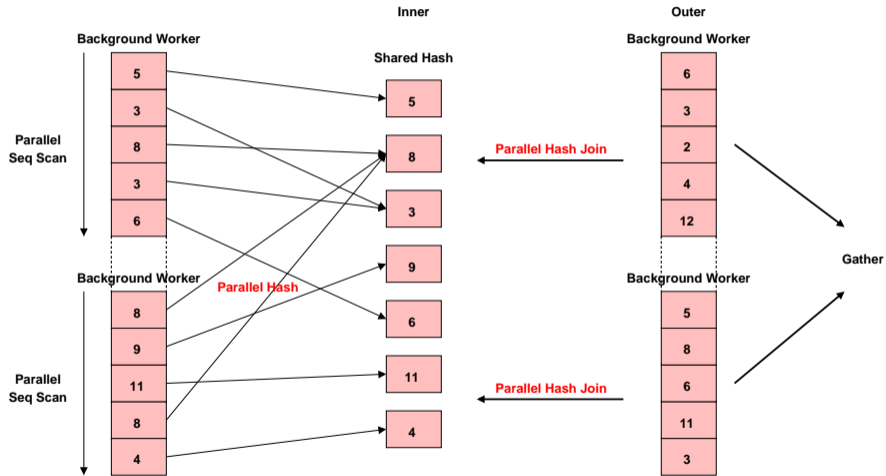
Hash Cond: (h1.x = h2.x)

-> Parallel Seq Scan on huge h1

-> Parallel Hash

-> Parallel Seq Scan on huge h2

Parallel Hash, Parallel Hash Join

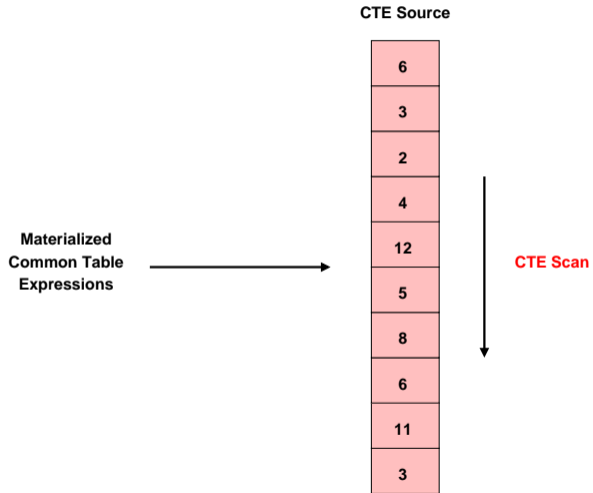


27. CTE Scan

```
:EXPLAIN WITH source AS MATERIALIZED (  
    SELECT 1  
)  
SELECT * FROM source;  
    QUERY PLAN
```

```
-----  
CTE Scan on source  
  CTE source  
   -> Result
```

CTE Scan



28, 29. WorkTable Scan, Recursive Union

```
:EXPLAIN WITH RECURSIVE source (counter) AS (  
  SELECT 1  
  UNION ALL  
  SELECT counter + 1  
  FROM source  
  WHERE counter < 10  
)  
SELECT * FROM source;
```

QUERY PLAN

CTE Scan on source

CTE source

-> Recursive Union

-> Result

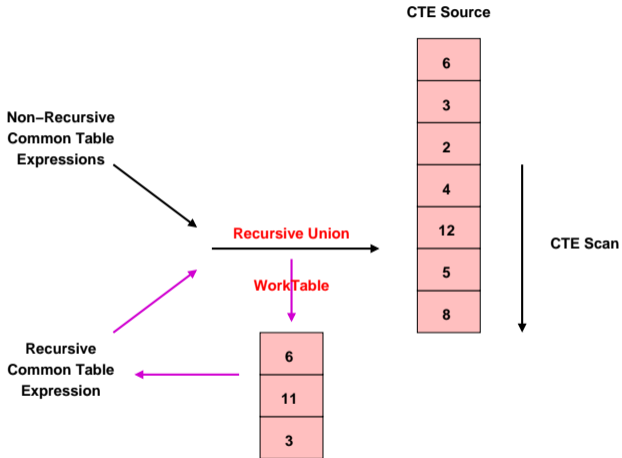
-> WorkTable Scan on source source_1
Filter: (counter < 10)

CTE Query Flow

```
WITH RECURSIVE source AS (  
  SELECT 1  
  UNION ALL  
  SELECT 1 FROM source  
)  
SELECT * FROM source;
```

The diagram illustrates the query flow for a recursive CTE. Three blue circles with numbers 1, 2, and 3 are connected by red arrows. Circle 1 points to the word "source" in the AS clause. Circle 2 points to the word "source" in the FROM clause. Circle 3 points to the word "source" in the FROM clause of the recursive query.

WorkTable Scan, Recursive Union



WorkTable is cleared before every iteration. Recursion stops when the recursive CTE returns no rows.

30. ProjectSet

```
:EXPLAIN SELECT generate_series(1,4);  
QUERY PLAN
```

ProjectSet

-> Result

31. LockRows

```
:EXPLAIN SELECT * FROM small FOR UPDATE;  
      QUERY PLAN
```

LockRows

-> Seq Scan on small

32. Sample Scan

```
:EXPLAIN SELECT * FROM small TABLESAMPLE SYSTEM(50);  
      QUERY PLAN
```

```
-----  
Sample Scan on small  
  Sampling: system ('50'::real)
```

33. Table Function Scan

```
:EXPLAIN SELECT *  
FROM XMLTABLE('/ROWS/ROW'  
PASSING  
$$  
  <ROWS>  
    <ROW id="1">  
      <COUNTRY_ID>US</COUNTRY_ID>  
    </ROW>  
  </ROWS>  
$$  
COLUMNS id int PATH '@id',  
_id FOR ORDINALITY);  
      QUERY PLAN
```

Table Function Scan on "xmltable"

34. Foreign Scan

```
CREATE EXTENSION postgres_fdw;
```

```
CREATE SERVER postgres_fdw_test  
FOREIGN DATA WRAPPER postgres_fdw  
OPTIONS (host 'localhost', dbname 'fdw_test');
```

```
CREATE USER MAPPING FOR PUBLIC  
SERVER postgres_fdw_test  
OPTIONS (password '');
```

```
CREATE FOREIGN TABLE other_world (greeting TEXT)  
SERVER postgres_fdw_test  
OPTIONS (table_name 'world');
```

```
:EXPLAIN SELECT * FROM other_world;  
      QUERY PLAN
```

```
-----  
Foreign Scan on other_world
```

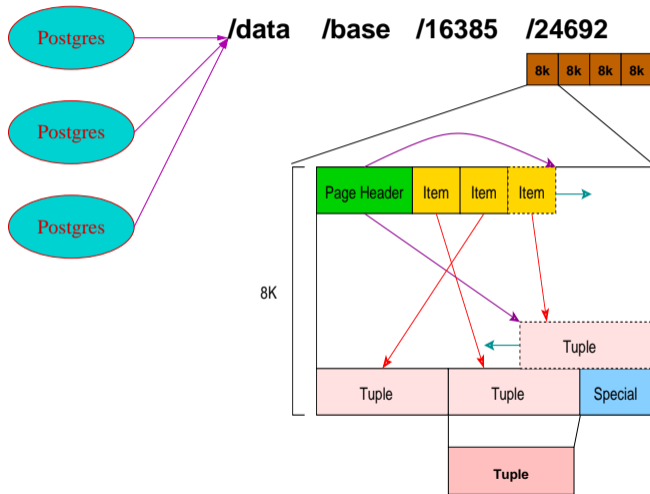

35. Tid Scan

```
:EXPLAIN SELECT * FROM small WHERE ctid = '(0,1)';  
      QUERY PLAN
```

Tid Scan on small

TID Cond: (ctid = '(0,1)::tid)

Tid Scan



36. Insert

```
:EXPLAIN INSERT INTO small VALUES (0);
```

```
QUERY PLAN
```

```
-----
```

```
Insert on small
```

```
-> Result
```

37. Update

```
:EXPLAIN UPDATE small SET x = 1 WHERE x = 0;  
      QUERY PLAN
```

```
-----  
Update on small  
-> Seq Scan on small  
    Filter: (x = 0)
```

38. Delete

```
:EXPLAIN DELETE FROM small;  
      QUERY PLAN
```

```
-----
```

```
Delete on small
```

```
-> Seq Scan on small
```

-- You cannot run EXPLAIN on utility commands like TRUNCATE.

```
:EXPLAIN TRUNCATE small;
```

```
ERROR: syntax error at or near "TRUNCATE"
```

```
LINE 1: EXPLAIN (COSTS OFF) TRUNCATE small;
```

```
      ^
```

39. Merge

```
CREATE TABLE mergetest (x, y) AS VALUES (1, NULL), (3, NULL), (5, NULL);
```

```
:EXPLAIN MERGE INTO mergetest  
USING (VALUES (1), (2), (3), (4), (5), (6)) m (x)  
ON mergetest.x = m.x  
WHEN NOT MATCHED THEN  
    INSERT (x) VALUES (m.x)  
WHEN MATCHED THEN  
    UPDATE SET y = TRUE;
```

QUERY PLAN

Merge on mergetest

-> Hash Right Join

Hash Cond: (mergetest.x = "*VALUES*".column1)

-> Seq Scan on mergetest

-> Hash

-> Values Scan on "*VALUES*"

40. Semi Join, First Example

```
:EXPLAIN SELECT *  
FROM small  
WHERE EXISTS (SELECT * FROM medium WHERE medium.x = small.x);  
QUERY PLAN
```

Hash **Semi Join**

Hash Cond: (small.x = medium.x)

-> Seq Scan on small

-> Hash

-> Seq Scan on medium

Stop scan after first inner match.

Semi Join, Second Example

```
:EXPLAIN SELECT *  
FROM small  
WHERE small.x IN (SELECT medium.x FROM medium);  
          QUERY PLAN
```

Hash Semi Join

Hash Cond: (small.x = medium.x)

-> Seq Scan on small

-> Hash

 -> Seq Scan on medium

EXISTS and IN are equivalent in handling of NULLs because EXISTS only checks for row existence while IN logically does OR comparisons that can ignore non-true results from NULL comparisons.

41. Anti Join

```
:EXPLAIN SELECT *  
FROM medium  
WHERE NOT EXISTS (SELECT * FROM small WHERE small.x = medium.x);  
QUERY PLAN
```

Hash **Anti Join**

Hash Cond: (medium.x = small.x)

-> Seq Scan on medium

-> Hash

-> Seq Scan on small

Stop scan after first inner match; negate result.

42. SubPlan

```
:EXPLAIN SELECT *  
FROM small  
WHERE small.x NOT IN (SELECT medium.x FROM medium);  
          QUERY PLAN
```

```
-----  
Seq Scan on small  
  Filter: (NOT (hashed SubPlan 1))  
    SubPlan 1  
      -> Seq Scan on medium
```

NOT IN and NOT EXISTS are not equivalent for NULLs because NOT IN logically does repeated not-equal AND comparisons which must all be true to return true; NULL affects this.

43. Others: Outer Join Removal

-- UNIQUE index guarantees at most one right row match

```
CREATE UNIQUE INDEX i_small ON small (x);
```

-- LEFT JOIN guarantees every left row is returned

```
:EXPLAIN SELECT medium.x FROM medium LEFT JOIN small USING (x);
```

```
QUERY PLAN
```

```
-----
```

```
Seq Scan on medium
```

Not Covered

- Named Tuplestore Scan: after triggers
- Custom Scan: custom scan providers

Conclusion



<https://momjian.us/presentations>

<https://www.flickr.com/photos/glassholic/>